



DLC Qualified Product

LED Benefits

- Minimum 50,000 hour operation is approximately 5 times more than Tube or HID bulbs
- Lower maintenance and lamp replacement costs.
- No unwanted light skyward, 100% of light directed downward.
- Energy saving LED's reduce electric consumption.
- Multiple mounting options for shoebox or post style lamps.
- Instant on and off, does not require start up or cooling off period.




Post Top LED Conversion Kit (PTL)

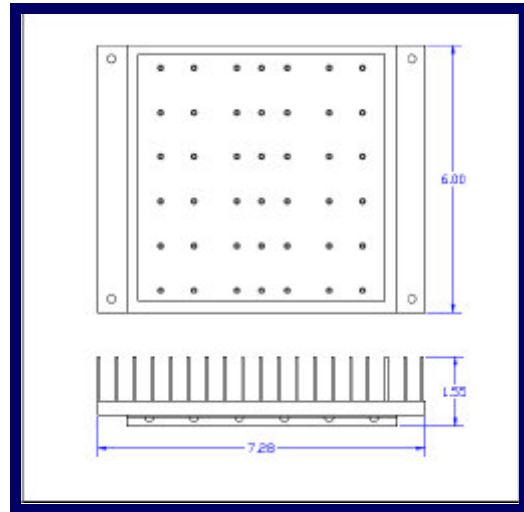
Specifications

Model Number	PTL42NW
Total Lumen Output	3300 lm
Input Power	45 Watts
Efficacy	approx. 70 lm/W
Color Temp (CCT)	4500K (NW) 5650K (CW)
CRI	approx 70
Rated Life	>50,000 Hours @
L70	70% Lumen Maintenance
Housing	Aluminum
Lens	Clear Polycarbonate
Mounting Options	Span Arm, Surface Recessed.
Dimensions	7.25" x 6" x 1.55" (184 x 152 x 39.4 mm)
Power Supply	PLN-45-24 7.13" x 2.4" x 1.4" (181 x 61.5 x 35 mm)
LED Type	Philips Luxeon Rebel LXML-PWN1-0100 (NW) LXML-PWC1-0100 (CW)
Number of LED's	42
LED flux / drive	100 lm @ 350mA
Operating Temp.	-30 to + 65 deg.C -22 to + 150 deg.F
Input Voltage	100-277 VAC @ 50-60Hz
Input Current	0.38A @ 120VAC 0.17A @ 277VAC
Power Factor	>0.9, THD < 8%
Overload Protection	Yes
Power Supply Class	UL1310, Class 2
Warranty	5 Year Limited M-SYSTEMS INC 12 Valley View Rd. Newtown, CT 06470 USA


Now available from :



Span Arm Mount

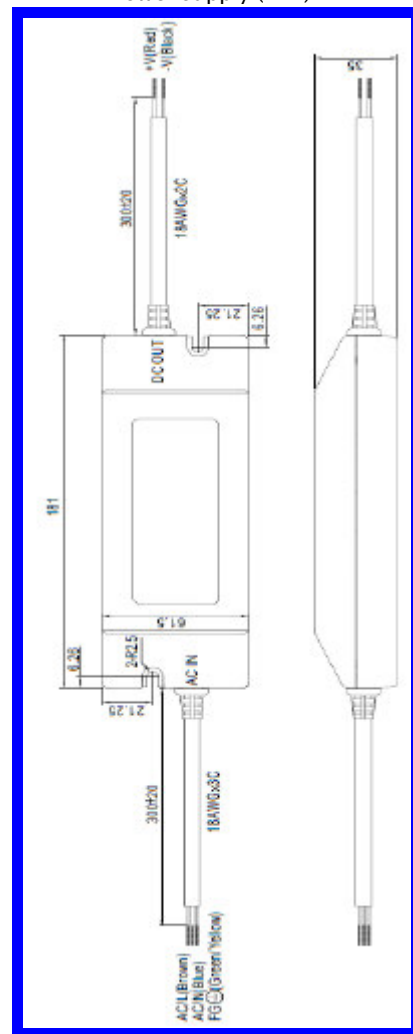


Dimensions shown in inches



Top Mount
(PSU in Base)

Power Supply (mm)



Optional Plate Recessed Mount

Now available from :